

Capital Securities Corporation Institutional Investor Conference

Capital Care 群益關心您

NOV 2023

台北・香港・上海

Disclaimer

The information (except numbers in financial statements) contained within the document has not been audited or reviewed by any accountant or independent third party. Capital Securities Corporation (the Company) makes no guarantee or warranties as to the accuracy, completeness or correctness of the information. The document may contain forward-looking statements, including but not limited to all statements that address activities, events or developments that the Company expects or anticipates to occur in the future, which are made according to the projection of future operation and various political, economic and market factors beyond the Company's control. Therefore, the actual results may differ materially from those contained in the forward-looking statements. This document is provided as of the date herein and will not be updated to reflect any changes hereafter. This document is not and cannot be construed as an offer to purchase or sell securities or other financial products or solicitation of an offer. The Company, its affiliates and their representatives shall not be responsible or liable for any loss or damages arising from use of this document or the information contained in this document. In addition, the copyright of this document belongs to the Company. This document must not be copied, reproduced, distributed or passed to others at any time, in whole or in part, without the prior written consent of the Company.

Presentation Outline

Company Profile

Operation Overview

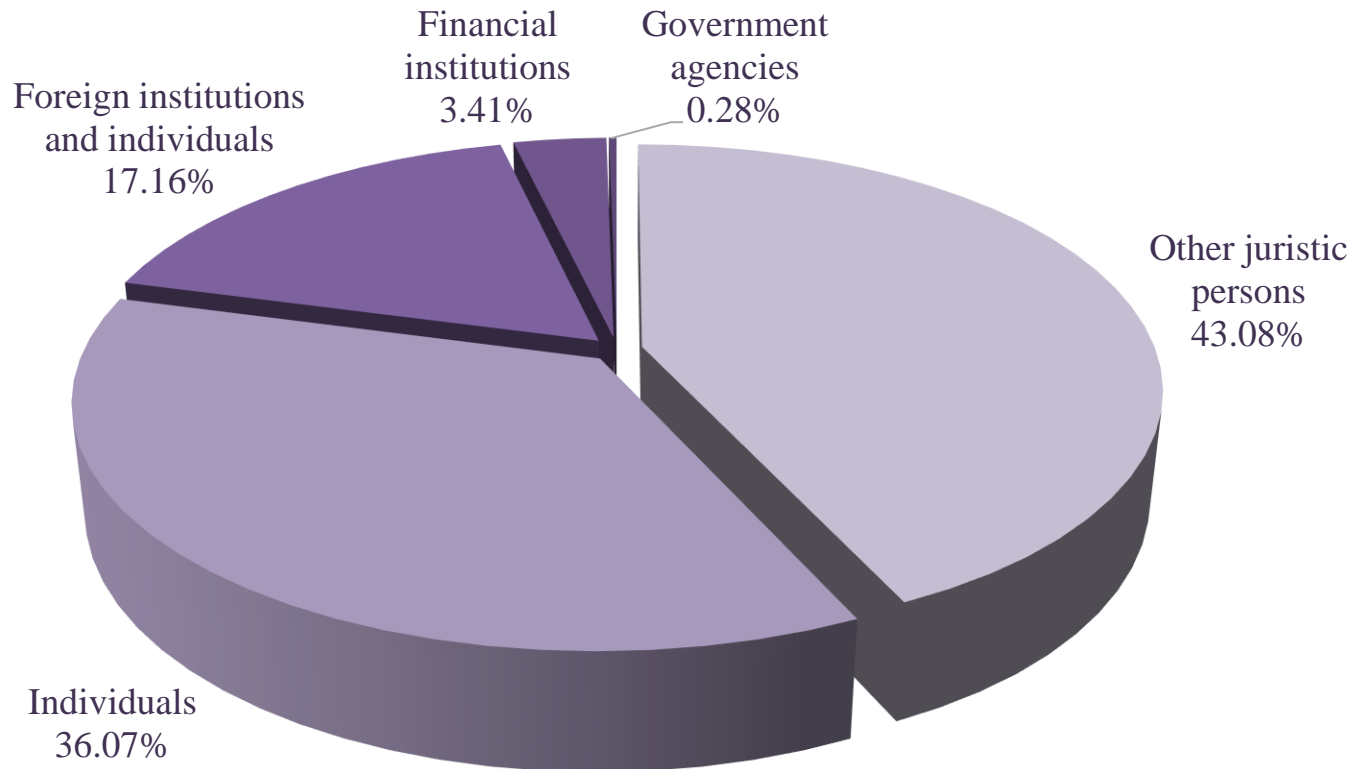
Prospect and Outlook

Sustainability Development &
Capital Securities' Practices

Company Profile

Shareholder Structure

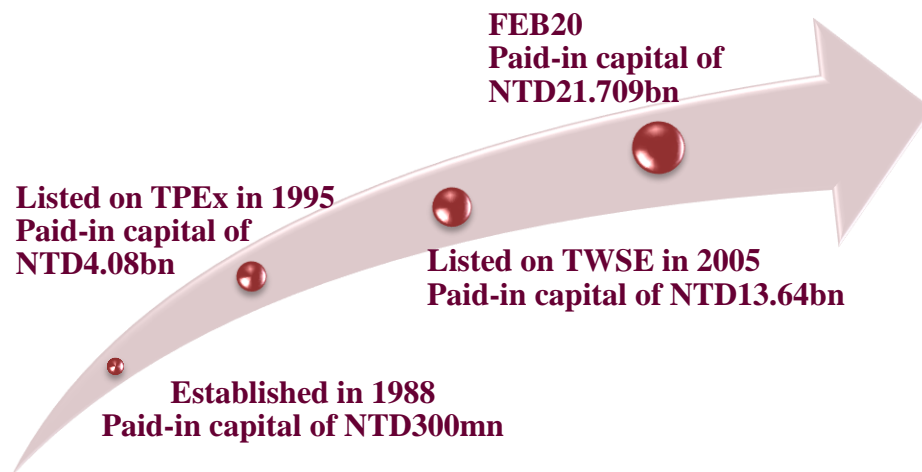
Data as of April 29, 2023



Basic Information



✚ Stock code:	6005
✚ Paid-in capital:	NTD21.709bn
✚ Number of branches in Taiwan:	53
✚ Number of employees:	1,870



Data as of September 30, 2023

Deployment in Asia

Chengdu

TEL : 86 28 6555 2888
FAX : 86 28 6555 2999
Add : Units 408-410, 4F, Poly Center Tower C, No. 1, Jinxiu Road, Wuhou District Chengdu, P.R.China



Shanghai

TEL : 86 21 5888 7188
FAX : 86 21 5888 2929
Add : 18F., New Shanghai International Tower, No. 360 Pudong Nan Road, Shanghai, P.R.China



**Comprehensive deployment
in Greater China**



Hong Kong

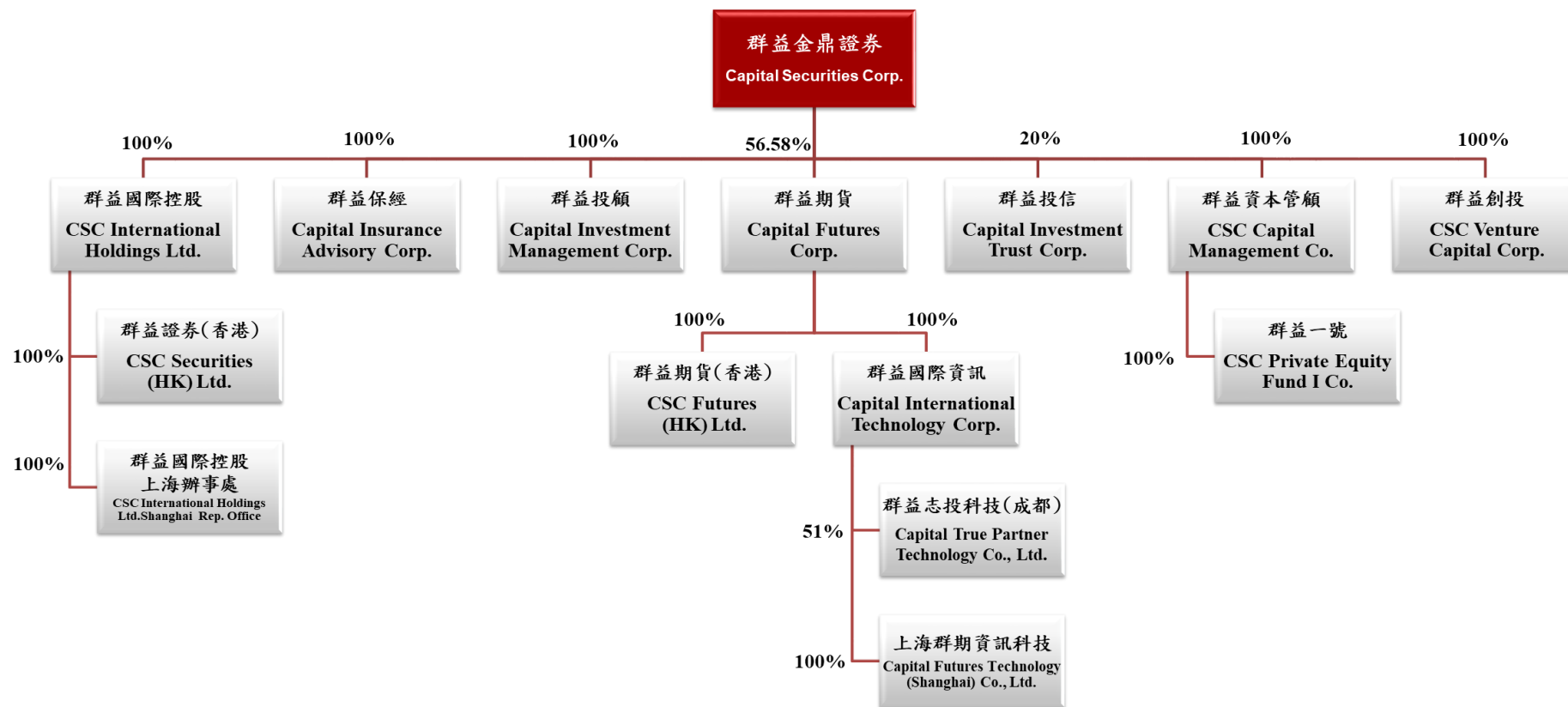
TEL : 852 2530 9966
FAX : 852 2104 6006
Add : 3F., FWD Financial Centre, 308 Dex Voeux Road Central, Hong Kong



Headquarters in Taipei

TEL : 886 2 8789 8888
FAX : 886 2 8712 1219
Add : 11F, No. 156, Sec. 3, Minsheng E. Rd., Songshan Dist., Taipei City 105402, Taiwan, R.O.C.

Non-operating Investments



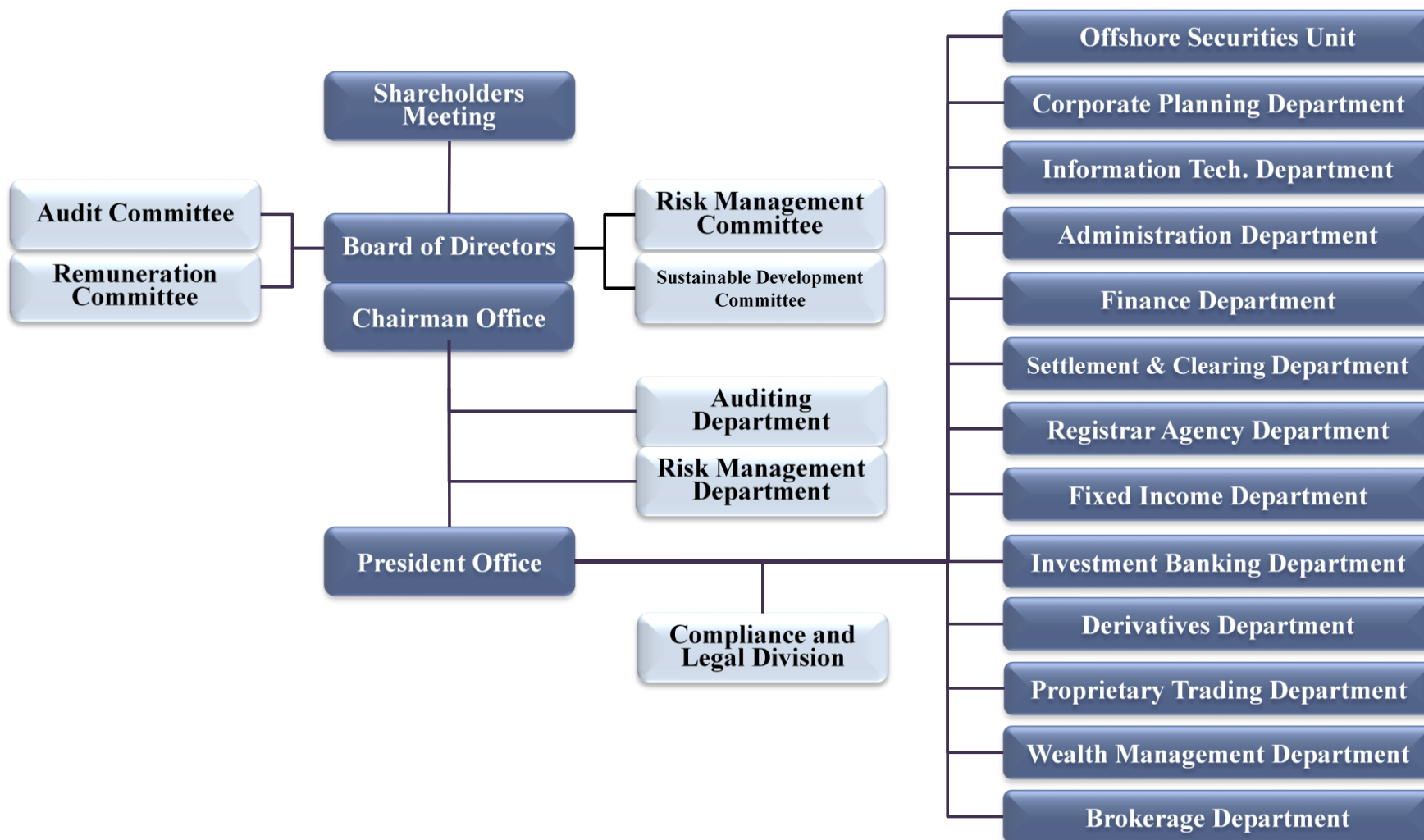
Non-operating Investments (continued)

Unit : 1000

Region	Name	Currency	Paid-in capital	Book value as of Sep 30, 2023	Net income or loss for JAN~SEP23	Book value as of Oct 31, 2023	Net income or loss for JAN~OCT23
Taiwan	Capital Futures Corp.	NTD	2,104,376	6,980,004	767,083	7,073,571	846,380
	Capital Investment Management Corp.	NTD	70,000	82,530	5,112	82,416	4,998
	Capital Insurance Advisory Corp.	NTD	5,000	40,659	14,788	41,043	15,171
	Capital International Technology Corp.	NTD	50,000	20,540	(5,961)	20,129	(6,386)
	CSC Venture Capital Corp.	NTD	1,000,000	924,541	3,593	915,391	2,692
	Capital Investment Trust Corp.	NTD	1,653,375	4,228,326	649,166	4,304,862	725,701
	CSC Capital Management Co.	NTD	330,000	316,841	21,611	315,955	19,454
	CSC Private Equity Fund I Co.	NTD	300,000	284,190	20,505	283,127	18,171
Hong Kong	CSC Futures (HK) Ltd.	HKD	220,000	259,893	14,540	261,519	16,166
	CSC Securities (HK) Ltd.	HKD	128,000	170,556	5,296	170,982	5,722
China	Capital True Partner Technology Co., Ltd	CNY	1,000	1,232	243	1,398	408
	Capital Futures Technology (Shanghai) Co., Ltd.	CNY	4,000	866	(896)	778	(984)
	CSC International Holdings Ltd. Shanghai Rep. Office	N/A	N/A	N/A	N/A	N/A	N/A
BVI	CSC International Holdings Ltd.	USD	45,000	51,604	309	51,610	315

Note : JAN~SEP23 figures of Capital Futures Corp. and CSC Futures (HK) Ltd. were reviewed by CPA; other figures were unaudited; JAN~OCT23 figures were unaudited.

Organizational Structure



Operation Overview

Financial Data Over the Past Three Years

(NTD'000)

Item	2020	2021	2022	JAN~SEP23
Consolidated net income before tax	4,382,700	6,227,509	1,846,051	3,779,428
Consolidated net income	3,840,679	5,461,649	1,179,016	3,605,582
Net income attributable to shareholders of the parent company	3,569,529	5,249,590	840,040	3,271,990
EPS (NTD)	1.64	2.42	0.39	1.51

※ Audited or reviewed by CPA

Consolidated Balance Sheet (summary)

(NTD'000)

Item	Sep 30, 2022	Sep 30, 2023
Current assets	180,947,317	203,487,868
Non-current assets	17,337,384	23,075,922
Total assets	198,284,701	226,563,790
Current liabilities	158,213,766	182,733,020
Non-current liabilities	2,575,599	1,957,250
Total liabilities	160,789,365	184,690,270
Capital stock	21,709,081	21,709,081
Capital surplus	2,743,256	2,743,256
Retained earnings	8,865,968	12,350,392
Other equity interests	1,325,587	2,037,422
Equity attributable to shareholders of the parent company	34,643,892	38,840,151
Non-controlling interests	2,851,444	3,033,369
Total equity	37,495,336	41,873,520

※ Reviewed by CPA

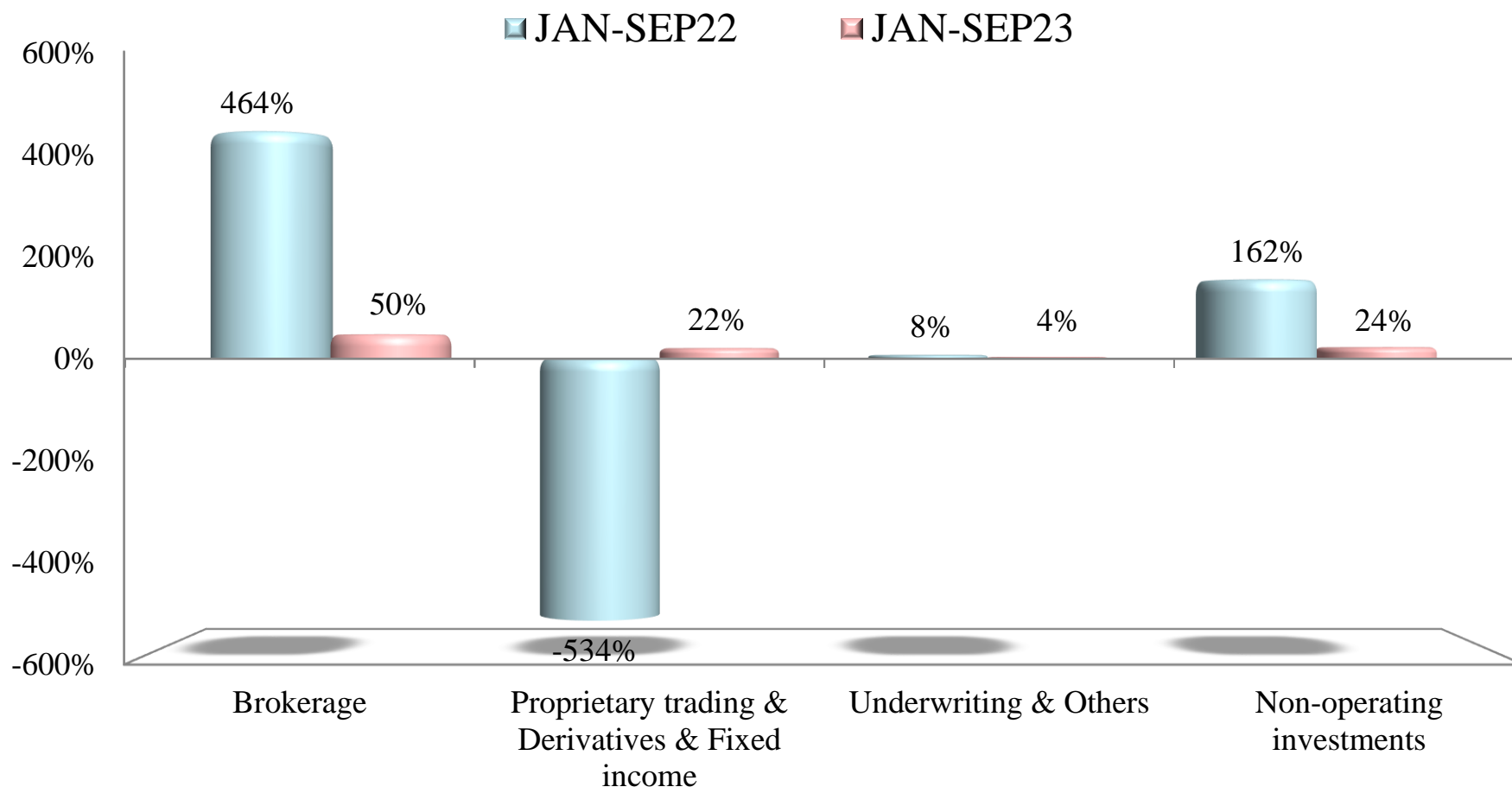
Consolidated Comprehensive Income Statement (summary)

(NTD'000)

Item	JAN~SEP22	JAN~SEP23
Revenue	5,806,754	9,159,204
Operating expenses and costs	5,676,423	7,048,484
Operating income	130,331	2,110,720
Other income and expenses	909,436	1,668,708
Net income before tax	1,039,767	3,779,428
Income tax expense	542,188	173,846
Net income	497,579	3,605,582
Other comprehensive income	(726,111)	699,424
Total comprehensive income	(228,532)	4,305,006
Net income attributable to shareholders of the parent company	263,094	3,271,990
Earnings per share (NTD)	0.12	1.51

※ Reviewed by CPA

Earnings Breakdown by Major Business

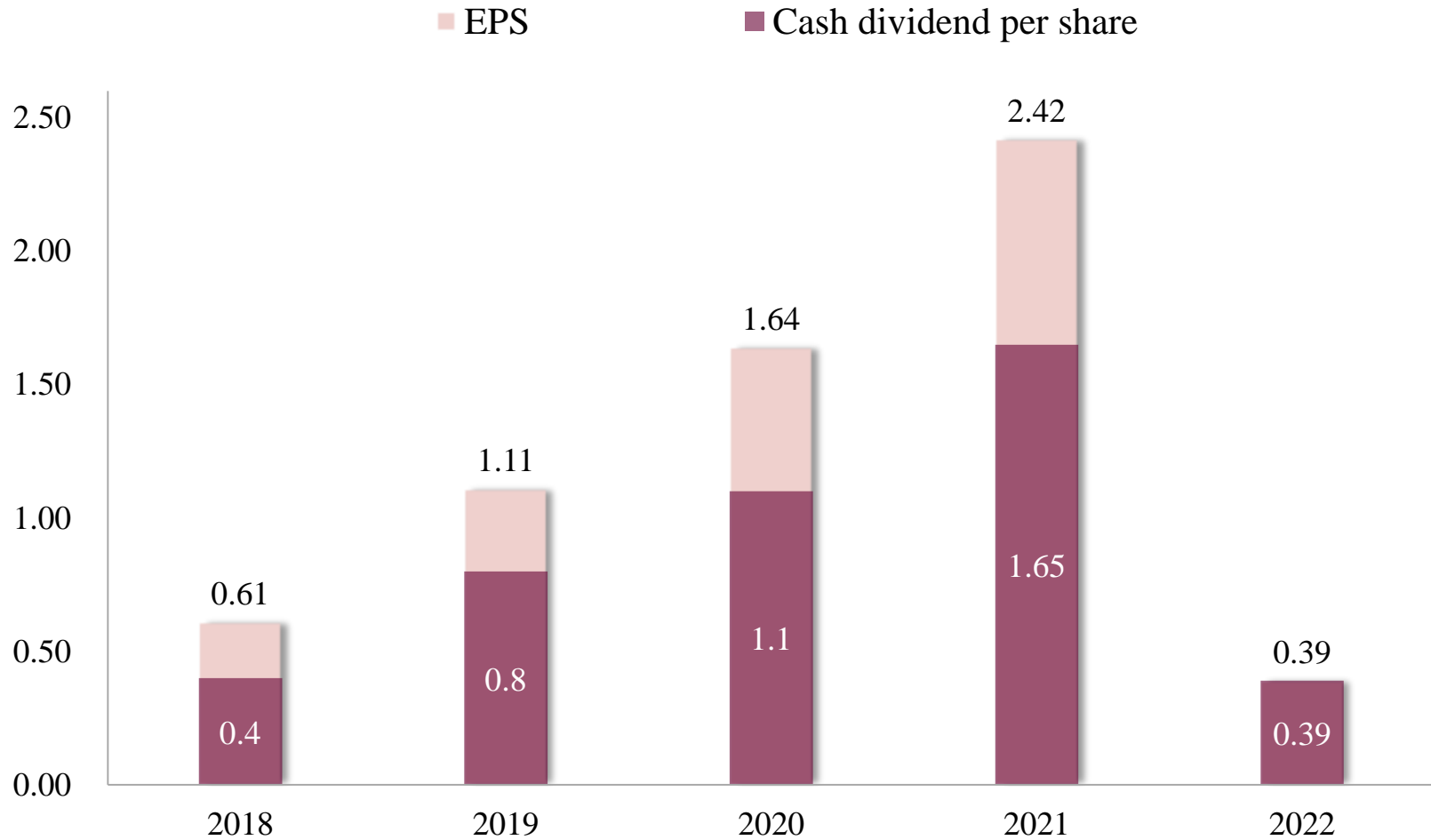


Business Performance and Market Ranking

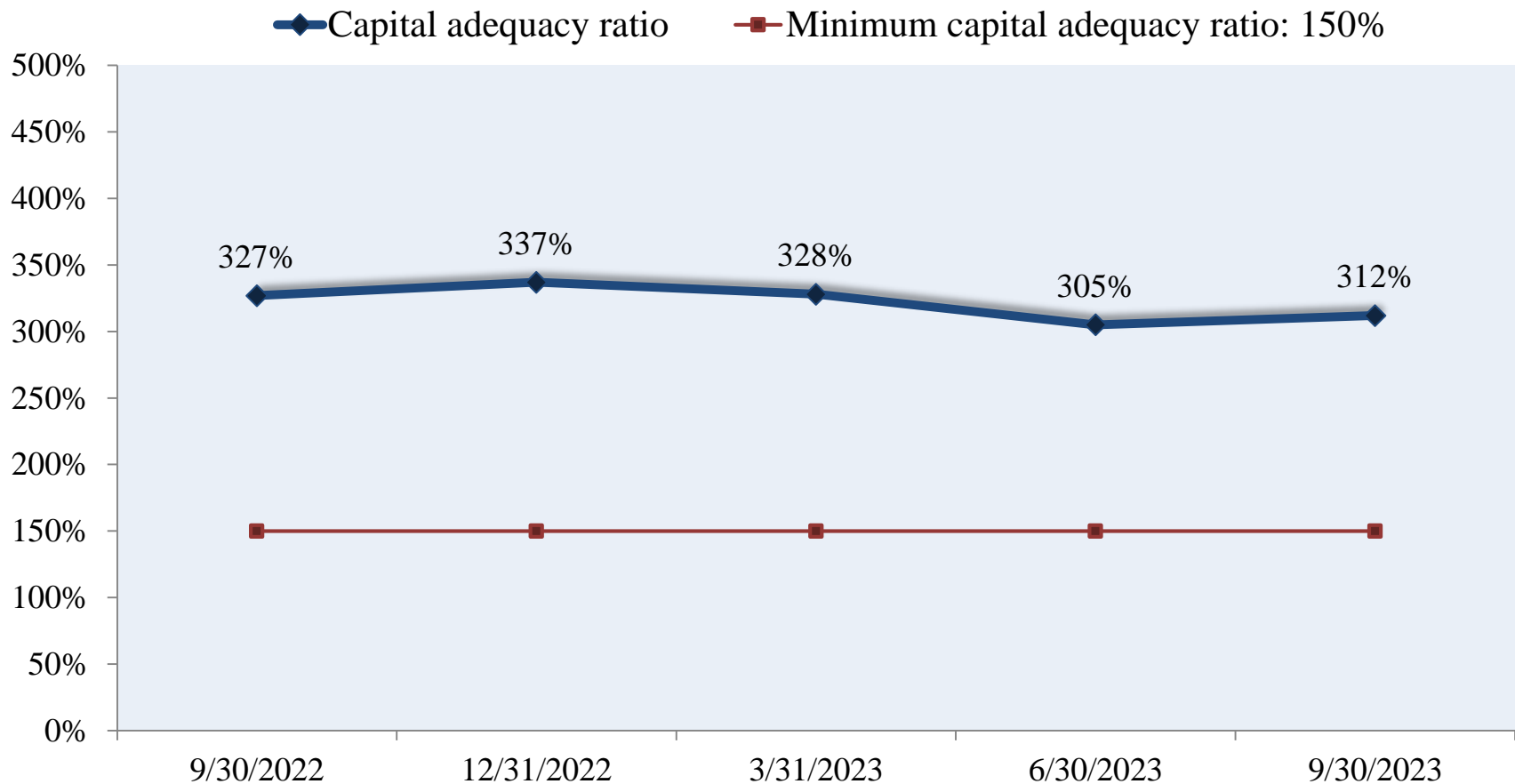
Item	Figures in JAN~SEP23	Market ranking in JAN~SEP23
Market share in brokerage	3.42%	9
Market share in margin financing	5.22%	6
Trust business-AUM	NTD16.022bn	6
Number of warrants issued	6,677	3
Value of warrants issued	NTD61.5bn	3
Value of structured products issued	NTD20.6bn	4
Number of NTD corporate bond underwritten (as lead underwriter)	7	4
Value of NTD corporate bonds underwritten	NTD41.75bn	4
Number of clients in stock registrar and transfer service	354	4

Dividend Payout

Unit: NTD



Capital Adequacy Ratio



Fitch Ratings 2023

- Long-term Issuer Default Rating (IDR) **BBB-**
- National Long-term Rating **A(twn)**
- National Short-term Rating **F1(twn)**
- Outlook **Stable**

OCT23 Operating Results

Unit: NTD'000

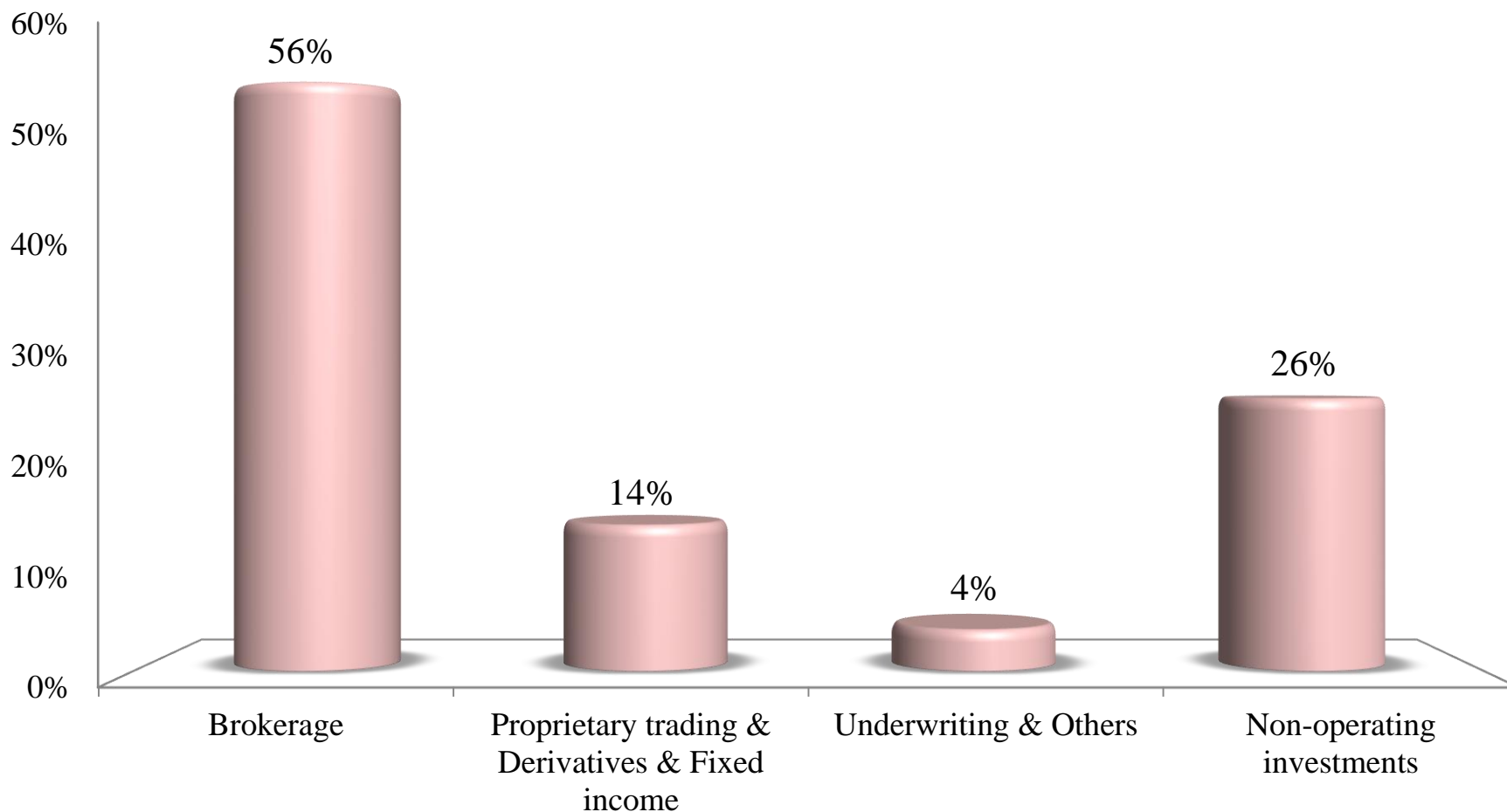
Entity	OCT23	JAN~OCT23
Net income before tax	139,448	3,379,618
Net income	51,403	3,317,597
EPS (NTD)	0.02	1.53

Consolidated	OCT23	JAN~OCT23
Net income before tax	196,821	3,970,452
Net income	86,191	3,685,976

※ Unaudited

JAN~OCT23 Earnings Breakdown by Major Business

■ JAN~OCT23



※ Unaudited

Business Performance and Market Ranking

Item	Figures in JAN~OCT23	Market ranking in JAN~OCT23
Market share in brokerage	3.42%	10
Market share in margin financing	5.20%	6
Trust business-AUM	NTD15.463bn	6
Number of warrants issued	7,634	3
Value of warrants issued	NTD70.3bn	3
Value of structured products issued	NTD21.9bn	4
Number of NTD corporate bond underwritten (as lead underwriter)	7	4
Value of NTD corporate bonds underwritten	NTD41.75bn	4
Number of clients in stock registrar and transfer service	354	4

Prospect and Outlook

Business philosophy

Our vision

- To create long-term and rewarding partnerships with our clients by offering high value-added financial services which exceed client expectations

Our belief

- The Capital Group in Chinese means "benefit for many" which embodies our commitment to public interests and contribution to the capital market

Business Development Plans



List of Awards

- The golden prize in digital innovation, 2023 Digital Financial Service Award



- The 17th Golden Goblet Award in outstanding talent cultivation, Securities & Futures Institute



~ *Internationally Recognized by Dual Awards* ~

- Best Securities Broker Brand for Media Volume Taiwan 2023, International Business Magazine
- Best Securities Brokerage Taiwan 2023, Global Banking & Finance Review



List of Awards (continued)

- The Golden Award for 2023 Happy Enterprise, 1111 Job Bank



- The Silver Award in 2023 TCSA Taiwan Corporate Sustainability Awards



Sustainability Development & Capital Securities' Practices

Why Do We Promote Sustainable Development?

“Sustainable development is the development that meets the needs of the present without compromising the ability of future generations to meet their own needs,” according to the Our Common Future Report released on the 42nd General Assembly of the United Nations (UN) in 1987.

Since the beginning of the 20th century, rapid technology and economic advancements have brought high-level urbanization and significant improvement in human lives. However, this development also brought about impacts and damages on wildlife and the natural environment **with extreme weather conditions worldwide** and worsening **resource scarcity** and **uneven distribution**. Hence, the global community started to realize the importance of sustainable development.

“Sustainable development” is a reappraisal of the aforesaid development. While pursuing economic growth, humans should also maintain **social inclusion** and **environmental suitability** and take inter-generational equity into consideration. The well-being of future generations should not be compromised when promoting and creating benefits for today’s generation. The use of natural resources should secure biological and ecological sustainability for the proliferation of life.

Sustainable Development Goals (SDGs)

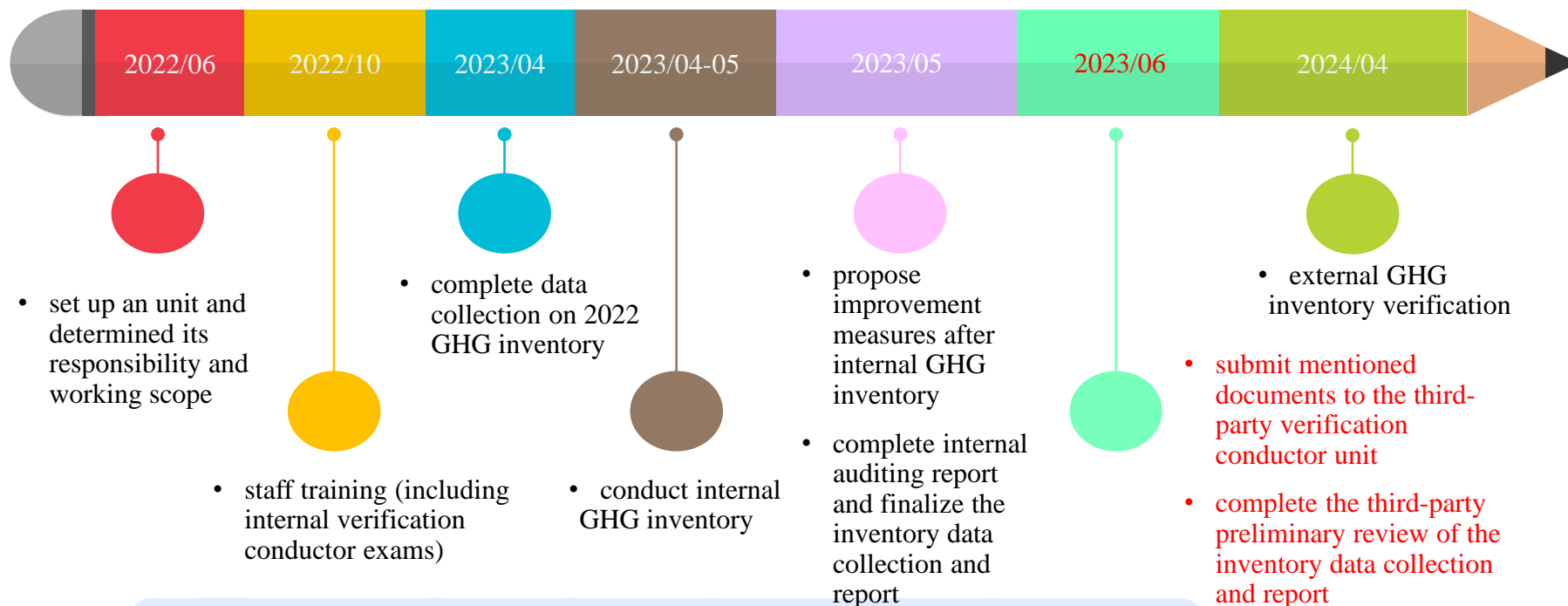
The UN has proposed the 2030 Sustainable Development Agenda in 2015 with 17 Sustainable Development Goals (SDGs) that are key indicators of global sustainable development.



These goals serve as indispensable indicators for the international community. As they are expected to facilitate sustainable development in societies by 2030 and effectively reduce poverty and hunger worldwide, global communities may find stabilization and balance as early as possible.

Sustainable Development Practices

Greenhouse Gas Inventory and Verification Status



Environment Protection (E, Environment)

- A verification report was completed by an independent third-party institution on June 12, 2023, in addition to the 2024 verification and assurance company selection.

Sustainable Development Practices

Environment Protection (E, Environment)

- 2023/09/23 The Capital Tea Serving Stop was inaugurated. Let's drink tea and reduce plastic wastes for the Earth

Social Responsibility (S, Social)

- 2023/08/02 Capital Financial Knowledge Sharing Event
- 2023/09/23 Jump! Capital: 2023 Happiness Sports Game
- 2023/09/26 Capital Investment Management Financial Literacy Event



Social Responsibility (S, Social)

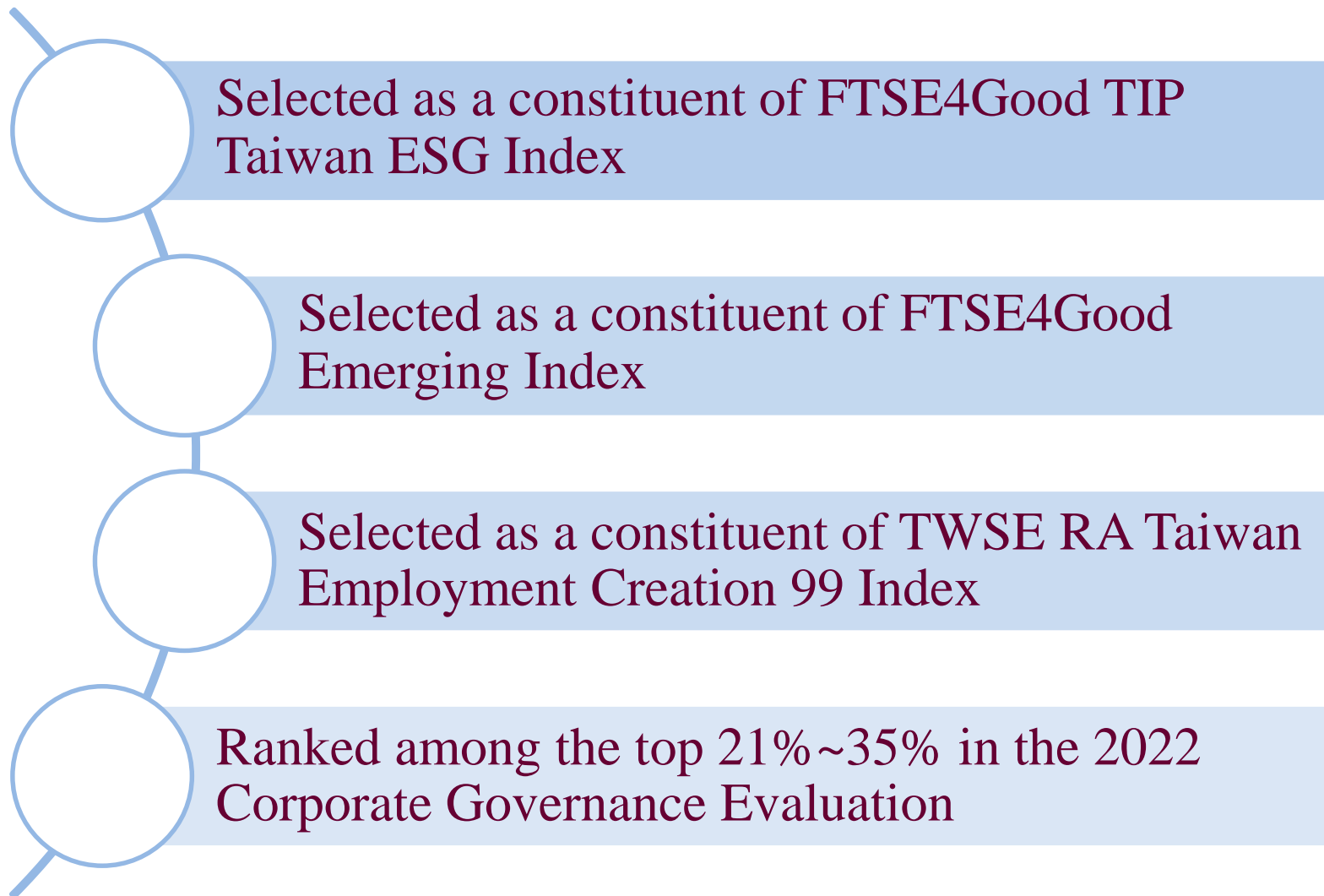
- 2023/09/20 Beach Cleaning by Capital Insurance: contributing effort to our environment
- 2023/09/27 Tech-based staff's physical fitness assessment
- 2023/11/01 United in Love, Happiness Spread: Capital Securities blood-giving charity event

Corporate Governance (G, Governance)

- Completed the 2022 Sustainability Report which was revealed on the company website and the Market Observation Post System
- Completed the 2022 Due Diligence Governance Report, which was revealed on the company website



Recognized for Sustainable Development and Corporate Governance



Thank you